

Story Writing

Bracknell Forest
Community Learning
Team



Community Learning at
Bracknell Open Learning Centre



NEW New shorter courses...get your qualification in a term or even less!



Bringing learning to life

Anika
Watson




 **Bracknell Forest Community Learning** 

Our Commitment

We are committed to promoting learning for all and we welcome adult learners regardless of age, gender, race, disability, belief, sexual orientation, background or learning difficulty.

You have the right to feel safe where you learn, and your safety is extremely important to us. This leaflet gives you key information and various contact numbers to use if you, or someone you know, are at risk.

1. Fire Regulations

 Please familiarise yourself with the health and safety procedures and fire exits for the venue before your session begins.

On hearing the fire alarm:

- Leave the building by the nearest fire exit
- Do not stop to collect personal belongings
- Assemble at the appointed place where your tutor will take the register
- Remain at the assembly point until advised otherwise

2. Accident

If you have an accident, injury, or near miss while on the premises, please notify a member of staff. We will arrange any necessary assistance and ask you to complete an incident report form.

3. 'Safeguarding'

Our staff undertake Safeguarding training and understand the importance of safeguarding children and adults at risk from abuse.

Abuse is when someone does something to another person that damages their quality of life or puts them at risk of harm. Abuse may be physical, emotional, sexual, neglect, financial or discriminatory.

If you suspect that a **child or adult** is at risk of being abused or neglected, you should either:

- 1) Inform your tutor or another available member of staff
- 2) Telephone the **Bracknell Forest Safeguarding Children Team on 01344 354014/ Bracknell Forest Safeguarding Adults Team on 01344 351500**
- 3) The council Out of Hours Team are available on 01344 786543 or Thames Valley Police on 101 (or 999 in an emergency)

You can also call these numbers if you are the person being abused.

The purpose of this session is to provide information and experiences that will help you to support your child's learning. However.....



One size **doesn't** fit all!!



Each parent has different knowledge, skills & experiences - if any of the topics covered are familiar to you, please feel free to chip in and share - we can learn a lot from each other!

- Please note down any:
- questions/things you want to know more about
 - notes on things you would like to try out with your child
 - any ideas or 'top tips' you can think of

Session outline

- Information about the curriculum
- Activity with the children (approx 45 mins, which is the length of a lesson)
- The children return to class
- Summary and evaluation

Today we will:

- Learn more about the writing process and how it is taught in schools
- Look at ways to support your child
- Prepare a resource - a Story Pot
- Create a story together using these and other resources

Writing in Year 1

Transcription

Spelling - words containing the taught phonemes and common exception words
-days of the week

Naming letters of the alphabet

Introduction to the use of prefixes (un-) & suffixes (-s, -es)

Handwriting- forming letters and numbers correctly

Composition

Composing sentences orally before writing

Sequencing sentences to form short narratives

Re-reading to check it makes sense

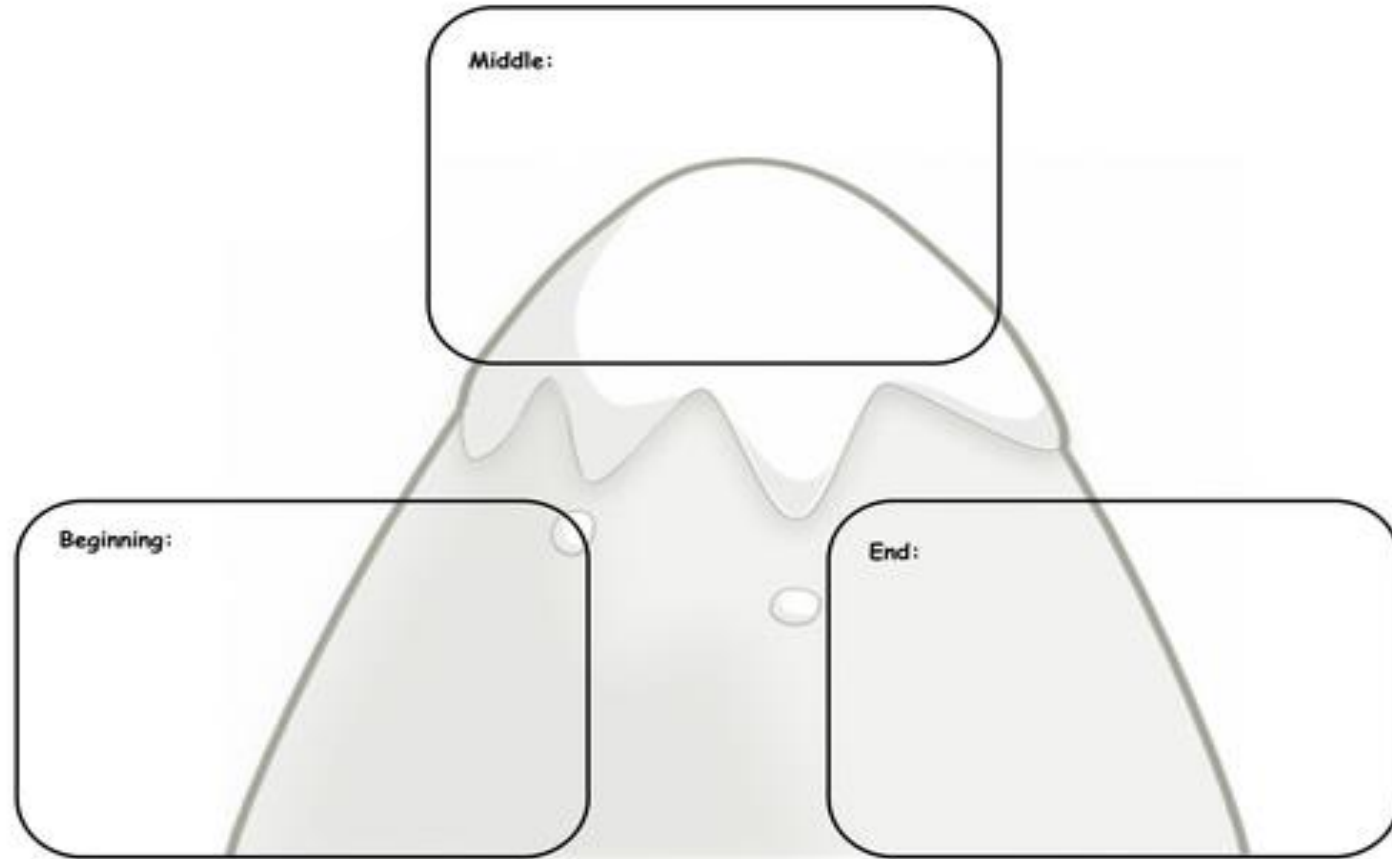
Discuss what they have written

Read their writing aloud

Talk for writing

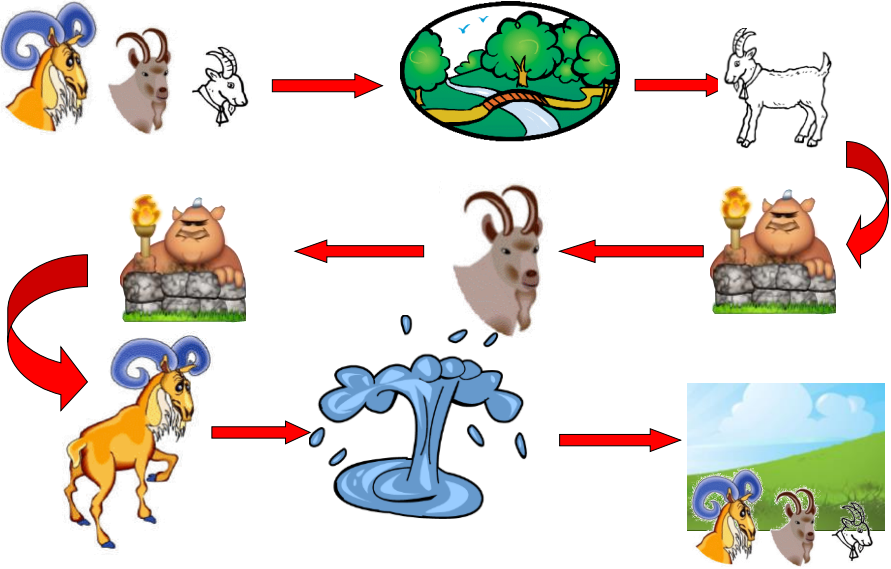
- <https://youtu.be/XMhluX50Sul>

Story Mountain

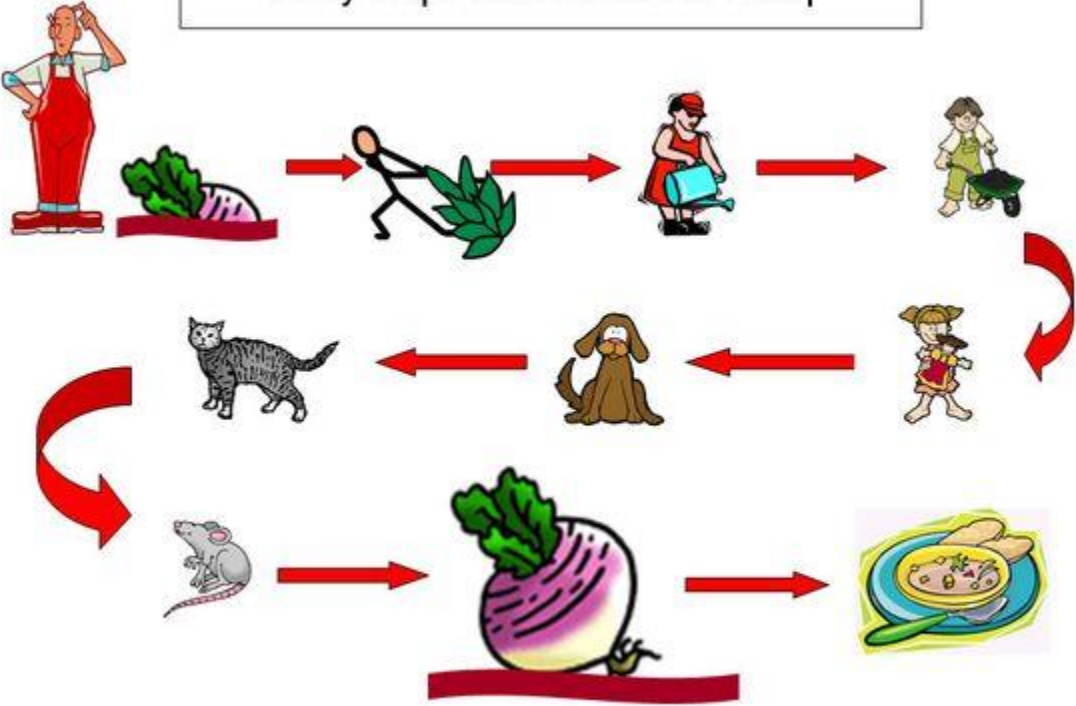


Story Map

Story Map: The Three Billy Goats Gruff




Story Map: The Enormous Turnip



Genre

- Recount story or events - diary
- Factual -topic writing
- Writing instructions - recipes
- Narrative - adventure story
- Poetry - alliterative ,free verse
- Explanation - labelling
- Persuasive - advertisements

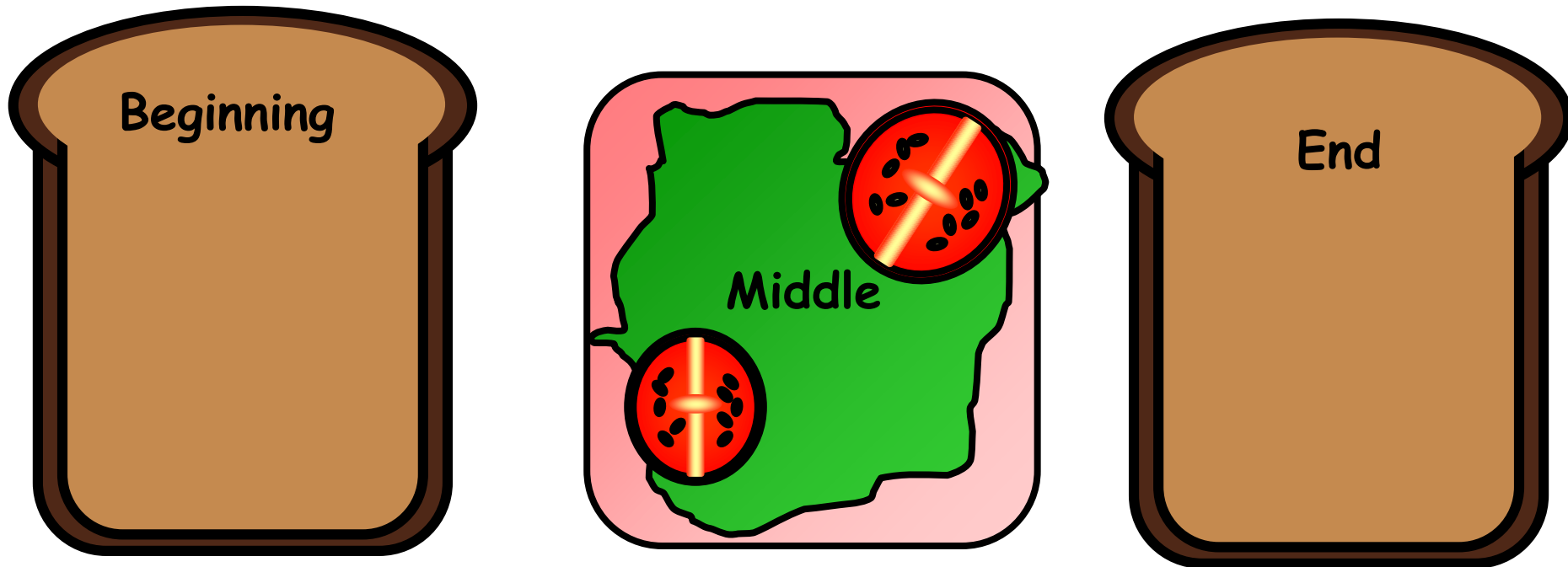


Making a story
sandwich

My Story Sandwich!

Writing a story is a bit like making a sandwich.

You need three very important ingredients to make a sandwich and stories are just the same!



Beginning

The beginning of a story tells us:

- who the main characters are
- where the story will happen

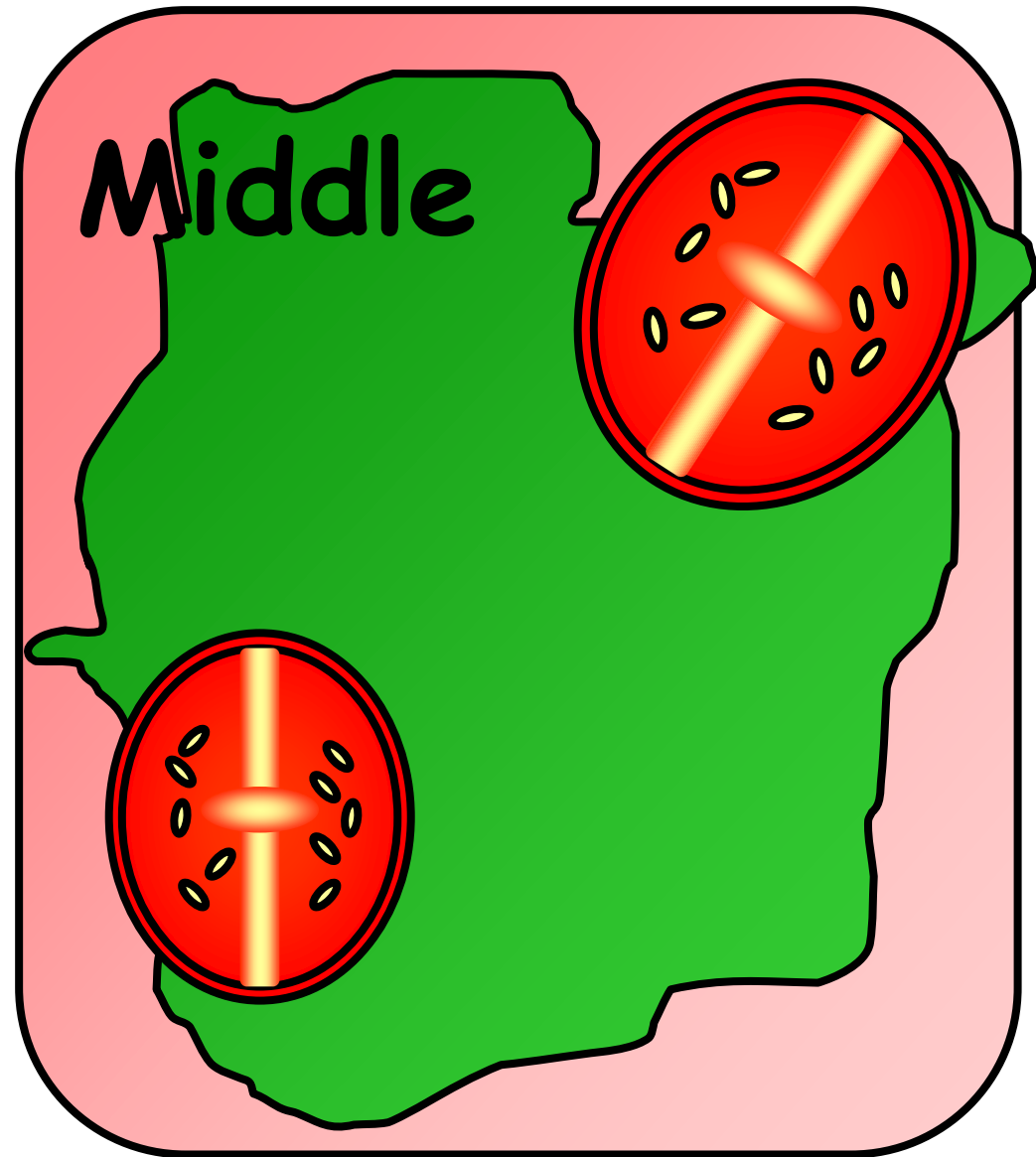
Once upon
a time

A long
time ago

In a
deep dark
forest

One day

The middle of
a story
introduces an
event or
problem.
What happens
next?



End

The end of a story tells us:

- How the characters fix the problem

They lived happily ever after

Happy ending

They got married

They never went on a bear hunt again!


Extra Ingredients can make your story more exciting!



We can add describing words



Things to think about!



Give your story a good beginning.

Introduce your setting and main character.

Think about your middle. Who are the extra characters and what are the problems they have to solve?

Give your story a super end.

Solve the problem.

Let's make our story pot



Label and decorate your pot.

Cut up the Story openers, characters and settings and put them inside the pot.

Give them a swirl!

Create a story

Pick out 3 different coloured slips and have fun creating a story together.

Name.....Story Sandwich

Setting

desert island

Characters

an alien a prince

One stormy night an alien from the planet Ogg, crash landed his spaceship on a desert island.

A prince who lived in a castle on the island heard the crash and ran out to see if he could help.

The prince helped the alien to repair his spaceship and they flew off back to Ogg


Beginning

Middle

End


Name.....Story Sandwich

Setting



desert
island



Characters



an alien a prince



One stormy
night



Beginning

Middle

End

If your child needs a further challenge, you can help them to extend and build on their ideas. Talk to them about adding more detail - events/descriptions/'wow words' etc..... (please ask me 😊)

How can we help?

Writing shopping lists

Making and using a Story pot

Writing a holiday diary

Sharing books

Writing postcards

Writing invitations

Shared story telling


Summary

- Read lots of different stories
- Listening to stories on CDs, online, podcasts
- Use simple planning tools (like the story sandwich) to help the children plan their stories at home - consolidates the skills for school
- Use the story pots again or make new ones
- If they are struggling to come up with their own ideas, use well known stories and adapt them (e.g. three little pigs from the wolf's point of view).

Reluctant writers

- Find topics or characters that are of interest to the child - characters from films/tv, family days out, hobbies etc
- Don't force them to write, instead encourage discussion
- Laying a story out visually can help. Develop a story sandwich where you draw pictures (*instead of writing*) of key elements of a story in a line and build a piece of writing from there. Some children are visual learners so this can work particularly well for them.
- Some children often enjoy reading non-fiction so may well prefer writing other genres. Your child may prefer to draw a comic strip, write a report of a football match they have watched or a computer game they have played, or make up a recipe instead of writing a traditional story.

Thank you for coming today
Please could you fill in the blue evaluation form

Family Learning Evaluation 

Session Attended: 'Magic Box -Making phonics fun' FS2/Reception
Tutor: Val Redford

We hope you have enjoyed today's session - In order for us to monitor the quality of our courses, we would be grateful if you could spend a couple of minutes completing the sections below:

Your name: Date:

1. Glad you came?

Did you find today's session informative and useful? Yes/No

Did you enjoy your time in school today? Yes/No

Did you learn something new? Please rate increase in knowledge/skills:

| | | | | | | | | | | |
|----|----|----|----|----|----|----|----|----|----|-----|
| +0 | +1 | +2 | +3 | +4 | +5 | +6 | +7 | +8 | +9 | +10 |
|----|----|----|----|----|----|----|----|----|----|-----|

Best bit?

Any challenges?

Is there anything we did not cover in the session that you think could have been included?
.....

2. Want to do more/something else? We run a variety of short courses - please circle any of interest (many are FREE)

Courses to support my child's learning: Maths, Literacy, other.....

Back to work courses: working with children / be your own boss / retail / hospitality / customer service / food safety / health & safety / first aid

Soft Skills: Managing change / confidence building / team building / effective communication

English / maths for adults - informal 'café style' sessions (brush up on skills/gain a qualification)

IT skills: Word / Excel / Outlook / Power Point / IT for jobseekers

Something else?

Phone number/email address:

Thank you for your time