





















**Meadow Vale Primary School Art & Design Curriculum**











	Drawing	Painting and mixed media	Sculpture and 3D	Craft and design
Nursery	<p>Understand that they can use lines to enclose a space, and then begin to use these shapes to represent objects. Begin to use representation to communicate, e.g. drawing a line and saying 'That's me.'</p> 	<p>Explore colour and how colours can be changed.</p> 	<p>Beginning to be interested in and describe the texture of things  Could use rubber stamps or different materials to begin exploring texture</p> 	<p>Develop their own ideas and then decide which materials to use to express them. Develop their cutting, threading, manipulation and joining skills.</p> 
Reception	<p><b><u>Marvellous marks</u></b>  Exploring mark making and using the language of texture, children use wax crayons to make rubbings and chalk on different surfaces. They use felt tips to explore colour and pencils to create observational drawings of their faces.</p> 	<p><b><u>Paint my world</u></b>  Creating child-led paintings using fingers and natural items as tools, children learn that colours can be mixed and that paintings can be abstract or figurative. They make collages and explore different techniques for using paint when creating splatter pictures. Children explore Kandinsky's Squares with Concentric Circles.</p> 	<p><b><u>Creation station</u></b>  Manipulating playdough and clay to make animal sculptures and their own creations, children begin to use language associated with forces: push, pull, twist etc. They create natural landscape pictures using items they have found outdoors.</p> 	<p><b><u>Let's get crafty</u></b>  Focussing on process over product, children develop their cutting, threading, manipulation and joining skills in this unit which culminates with designing creep crawlies for a mini-beast garden.</p> 




	Drawing	Painting and mixed media	Sculpture and 3D	Craft and design
Year 1	<p><b><u>Make your mark</u></b></p> <p>Developing observational drawing skills when exploring mark-making. Children use a range of tools, investigating how texture can be created in drawings. They apply their skills to a collaborative piece using music as a stimulus and investigate artists Bridget Riley and Zaria Forman. Children will explore the work of Pablo Picasso to create a one lining drawing.</p> 	<p><b><u>Colour splash</u></b></p> <p>Exploring colour mixing through paint play, children use a range of tools and work on different surfaces. They create paintings inspired by Clarice Cliff and Andy Warhol.</p> 	<p><b><u>Paper play</u></b></p> <p>Creating simple three-dimensional shapes and structures using familiar materials, children develop skills in manipulating paper and card. They fold, roll and scrunch materials to make their own sculpture inspired by the 'Tree of life' screen at the Sidi Saiyyed Mosque.</p> 	<p><b><u>Woven wonders</u></b></p> <p>Learning fibre art skills such as plaiting, threading, knotting and weaving to create three-dimensional woven artworks inspired by artist Cecilia Vicuña.</p> 

	Drawing	Painting and mixed media	Sculpture and 3D	Craft and design
Year 2	<p><b><u>Tell a story</u></b></p> <p>Using storybook illustration as a stimulus, children develop their mark making skills to explore a wider range of tools and experiment with creating patterned surfaces to add texture and detail to drawings.</p> 	<p><b><u>Life in colour</u></b></p> <p>Taking inspiration from the work of artist Ted Harrison, children consolidate their knowledge of colour mixing and create textures in paint using different tools. They create their own painting in the style of Ted Harrison.</p> 	<p><b><u>Clay houses</u></b></p> <p>Developing their ability to work with clay, children learn how to create simple thumb pots then explore the work of sculptor Rachel Whiteread and apply her ideas in a final piece that uses techniques such as cutting, shaping, joining and impressing into clay.</p> 	<p><b><u>Map it out</u></b></p> <p>Responding to a design brief, children create a piece of art that represents their local area using a map as their stimulus. They learn three techniques for working creatively with materials and at the end of the project, evaluate their design ideas, choosing the best to meet the brief.</p> 

	Drawing	Painting and mixed media	Sculpture and 3D	Craft and design
Year 3	<p><b><u>Growing artists</u></b></p> <p>Using botanical drawings and scientific plant studies as inspiration, pupils explore the techniques of artists such as Georgia O'Keefe and Maud Purdy to draw natural forms, becoming aware of differences in the choice of drawing medium, scale and the way tonal shading can help create form.</p> 	<p><b><u>Prehistoric painting</u></b></p> <p>Investigating making their own paints, making tools and painting on different surfaces, the children explore prehistoric art.</p> 	<p><b><u>Abstract shape and space</u></b></p> <p>Exploring how shapes and negative spaces can be represented by three dimensional forms. Manipulating a range of materials, children learn ways to join and create free-standing structures inspired by the work of Anthony Caro and Ruth Asawa.</p> 	<p><b><u>Ancient Egyptian scrolls</u></b></p> <p>Learning about the way colour, scale and pattern influenced ancient Egyptian art, children explore the technique of papermaking to create a papyrus-style scroll. Ideas are extended to create a modern response by designing a 'zine'.</p> 

	Drawing	Painting and mixed media	Sculpture and 3D	Craft and design
Year 4	<p><b><u>Power prints</u></b></p> <p>Using everyday electrical items as a starting point, pupils develop an awareness of composition in drawing and combine media for effect when developing a drawing into a print.</p> 	<p><b><u>Light and dark</u></b></p> <p>Developing colour mixing skills, using shades and tints to show form and create three dimensions when painting. Pupils learn about composition and plan their own still life to paint, applying chosen techniques.</p> 	<p><b><u>Mega materials</u></b></p> <p>Exploring the way different materials can be shaped and joined, learning about techniques used by artists as diverse as Barbara Hepworth and Sokari Douglas-Camp and creating their modrock statues using wire figures as a base.</p> 	<p><b><u>Roman mosaics</u></b></p> <p>Children explore original Roman mosaics and the history behind them. Children then design and make their own mosaics using tiles.</p> 

	Drawing	Painting and mixed media	Sculpture and 3D	Craft and design
Year 5	<p><b><u>I need space!</u></b></p> <p>Developing ideas more independently, pupils consider the purpose of drawings as they investigate how imagery was used in the 'Space race' that began in the 1950s. They combine collage and printmaking to create a piece in their own style.</p> 	<p><b><u>Portraits</u></b></p> <p>Investigating self-portraits by a range of artists, children use photographs of themselves as a starting point for developing their own unique self-portraits in mixed-media.</p> 	<p><b><u>Interactive installation</u></b></p> <p>Using inspiration of historical monuments and modern installations, children plan by researching and drawing, a sculpture to fit a design brief. They investigate scale, the display environment and possibilities for viewer interaction with their piece.</p> 	<p><b><u>Architecture</u></b></p> <p>Investigating the built environment through drawing and printmaking, learning about the work of architect Zaha Hadid and creating their own building designs, creatively presenting research on artist Hundertwasser and exploring ideas behind the symbolism of monument design.</p> 

	Drawing	Painting and mixed media	Sculpture and 3D	Craft and design
Year 6	<p><b><u>Make my voice heard</u></b></p> <p>On a journey from the Ancient Maya to modern-day street art, children explore how artists convey a message. They begin to understand how artists use imagery and symbols as well as drawing techniques like expressive mark making, tone and the dramatic light and dark effect called 'chiaroscuro'.</p> 	<p><b><u>Behind enemy lines</u></b></p> <p>Linked to their topic based on WW2, children demonstrate a wide variety of ways to make different marks with dry and wet media. Children create an oil painting based on the work of Lowry.</p> 	<p><b><u>In the trenches</u></b></p> <p>After exploring the work of Henry Moore, children use this as inspiration to create their own sculptures using wire and Modroc.</p> 	<p><b><u>Photo opportunity</u></b></p> <p>Exploring photography as a medium for expressing ideas, pupils investigate scale and composition, colour and techniques for adapting finished images. They use digital media to design and create photographic imagery for a specific design brief.</p> 